



Part Number 152217C

PowerFlow Kit Yamaha YZ450F

(incl. Airbox, Air Filter (FR), Iron Wire Cage, Wash Plug and Mounting Hardware)



Instructions:

Step 1:

Dismantle the airbox from the bike and dismantle the OEM airbox. (Picture 1)

Picture 1





Step 2:

Insert the Twin Air airbox over the OEM black housing and notice the area that needs to be trimmed. (see pictures 2 and 3)

Picture 2



Picture 3



Step 3:

Assemble the Twin Air bracket to the OEM stainless sealing ring (picture 4) and bend it like picture 5.

Picture 4



Picture 5



Step 4:

Assemble the Twin Air box into the original Yamaha airbox using the OEM bolts. (Picture 6 and 7)

Picture 6



Picture 7



The blue connector next to the intake (picture 8) must be disconnected and remounted the other way around.


Step 5:

First disconnect the blue connector and the sensor. Second, remove the bracket from the bike.

Picture 8




Picture 9



Step 6:

Cut the bracket along the line like in picture 10. Use the cut piece as the screw thread behind the hole like shown in picture 11.

Picture 10




Picture 11



Step 7:

Replace the electronic sensor bracket to the bike as like in picture 12 and 13. The blue part must point to the outside of the bike as shown in picture 14 on page 4.

Picture 12



Picture 13



Picture 14



Step 8:

Assemble the Twin Air box into the bike using the OEM bolts.

Don't forget to place the rubber hose into the box and fix the hose clamp like picture 15.

Picture 15



Hose clamp

Step 9:

Place the Filter into the Air-box like picture 16, 17 and 18. Using the supplied orange Twin Air filter nut, tighten the filter assembly to the airbox.

Picture 16



Picture 17





Step 10:

Close the air-box with the OEM cover. Place the tank and the plastic back on the bike.

Step 11:

If you want to clean your bike use the plug like picture 18.

Picture 18



If you have any other questions feel free to contact us. For contact information go to www.twinair.com or www.twinairusa.com.

Twin Air Parts and Accessories

- PowerFlow Replacement Air Filter: #152217FR
- Replacement Oil Filter: #140016
- Air Box Cleaning Cover: #160104

Twin Air Cleaning and Oiling Products

- Bio Dirt Remover: #159004
- Liquid Bio Power: #159017
- Bio Pack (Dirt Remover / Liquid Power): #159020
- Bio Spray: #159018M
- Twin Air Bio System: #159000BIO

For more details or to purchase these or other Twin Air products go to www.twinair.com, www.twinairusa.com or visit your local Twin Air Authorized Dealer.